

# Product Specification

## Category 6 PIMF Patch Cable, 26AWG×4P,PVC

### STANDARD COMPLIANCES

All Proposed Category 6 requirements as per ANSI/TIA, ISO/IEC, and CENELEC EN Standards:  
ANSI/TIA-568-C.2 Cat.6

ISO/IEC 2<sup>nd</sup> Edition 11801 Class E

CENELEC EN 50173-1, IEC 61156-6, CENELEC EN 50288-5-2 for Patch Cable

Flame Retardancy is verified according to IEC 60332-1-2.

We implemented RoHS compliance for the requirement of European Union issued Directive 2002/95/EC.

### CONSTRUCTION & CHARACTERISTICS

Conductor	Material / Size	Bare Copper / 26AWG
Insulation	Material	Foam-Skin PE
	Thickness	Nominal: 0.27 mm
	Diameter	Nominal: 1.08 mm
	Colors	Blue/White Orange/White Green/White Brown/White
	Unaged Elongation	Min. 100%
	Unaged Tensile Strength	Min. 0.816 Kgf/mm <sup>2</sup>
Screen	Material	Aluminum-Mylar tape and tinned copper braid
Jacket	Material	Flame Retardant PVC
	Thickness	Nominal: 0.50 mm
	Diameter	Nominal: 5.7 mm
	Color	Assorted upon request
	Unaged Elongation	Min. 100%
	Unaged Tensile Strength	Min. 1.407 Kgf/mm <sup>2</sup>
Marking	Aging at 100°C for 168Hrs	Min. elongation retention:50% Min. tensile strength retention:75%
		YFC CAT.6 SSTP PATCH 3P VERIFIED TO ANSI/TIA-568-C.2 & ISO/IEC 11801 ED.2 & EN 50288-5-2 & IEC 60332-1-2 26AWGX4P CM(UL) c(UL) E164469-XX or as customer request.

### APPROVALS

UL/cUL Listed

3P Certified ANSI/TIA-568-C.2 Category 6 Testing Performance requirements.



# Product Specification

## APPLICATIONS

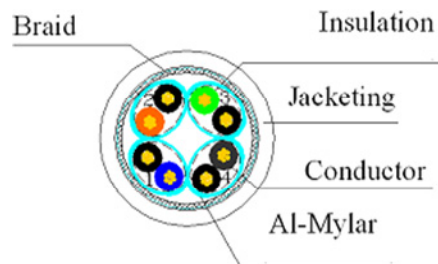
1000BASE-TX Gigabit Ethernet  
 10BASE-T, 100BASE-TX Fast Ethernet (IEEE 802.3)  
 100 VG – AnyLAN (IEEE802.12), 155/622 Mbps ATM

550MHz Broadband Video  
 Voice, T1, ISDN

Dielectric Strength of Insulation		1500 V dc / 2 seconds		
Insulation Resistance Test		Min. 5000 MΩ·Km		
Conductor Resistance		Max. 9.38 Ω/100m at 20°C		
Resistance Unbalance		Max. 2%		
Capacitance Unbalance		Max. 160 pF/100m		
Mutual Capacitance		Max. 5600 pF/100m		
Impedance	772kHz	125Ω ± 20%		
	1~250MHz	100Ω ± 15%		
Attenuation & Near End Cross Talk	Frequency (MHz)	Max.Attenuation (dB/100 meters)	NEXT (dB), Min.	PSNEXT (dB), Min.
	1 MHz	2.4*	74.3*	72.3*
	4 MHz	4.5*	65.3*	63.3*
	10 MHz	7.1*	59.3*	57.3*
	16 MHz	9.7*	56.2*	54.2*
	20 MHz	10.2*	54.8*	52.8*
	31.25 MHz	12.8*	51.9*	49.9*
	62.5 MHz	18.5*	47.4*	45.4*
	100 MHz	23.8*	44.3*	42.3*
	150 MHz	29.7*	41.4*	39.4*
	200MHz	34.8*	39.8*	37.8*
	250MHz	39.4*	38.3*	36.3*

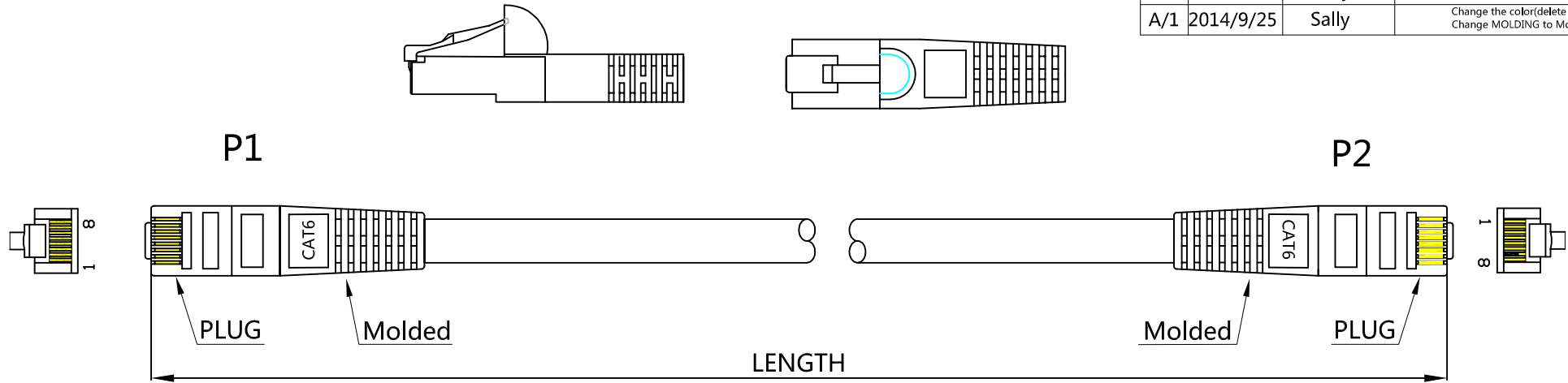
The asterisked (\*) value are for information only. The minimum Next coupling loss for any pair combination at room temperature is to be greater than the value determined using the formula:  
 $NEXT(f\text{ MHz}) = NEXT(0.772) - 15\text{LOG}_{10}(f\text{ MHz}/0.772)\text{dB}$

orange white	2	green white	3
blue white	1	brown white	4

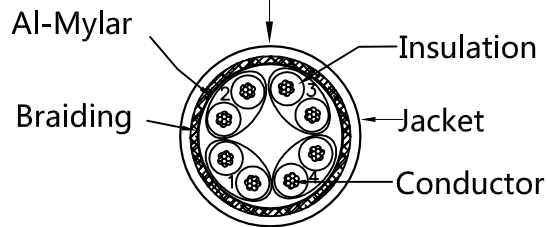


NOTE: ALL MATERIAL COMPLIANT ROHS STANDARD

REVISION INFORMATION			
Rev.	Rev. Date	Modified By	Brief Description
A/0	2014/9/12	Sally	NEW
A/1	2014/9/25	Sally	Change the color(delete pink) Change MOLDING to Molded



Marking: YFC CAT.6 26AWGX4PR SSTP IEC 60332.1 PATCH CABLE-CONFORM TO ISO/IEC 11801 & EN 50288 & (FP0787) ANSI/TIA-568-C.2 3P/ETL VERIFIED ▲ CMX (UL) C(UL) CMH E164469-F3



orange 2 white/orange	green 3 white/green
blue 1 white/blue	brown 4 white/brown

Length (Ft)	Tolerance (+/- inch)	Tolerance (%)	Length (Ft)	Tolerance (+/- inch)	Tolerance (%)
0.5	0.6	10.00%	15	3.15	1.75%
1	1.2	10.00%	20	4	1.67%
1.5	1.2	6.67%	25	4	1.33%
2	1.2	5.00%	30	6	1.67%
3	1.2	3.33%	35	6	1.43%
4	1.2	2.50%	40	6	1.25%
5	1.2	2.00%	50	6	1.00%
6	1.2	1.67%	75	6	0.67%
7	2	2.38%	100	6	0.50%
8	2	2.08%	125	6	0.40%
9	2	1.85%	150	6	0.33%
10	2	1.67%	175	6	0.29%
12	2	1.39%	200	6	0.25%

Conductor	Bare Copper 26AWG
Insulation	Thickness:MIN at any point:0.20mm MAX AVG:0.35mm Diameter:1.05±0.06mm
Jacket/PVC	Thickness:MIN at any point:0.50mm MAX AVG:0.60mm Diameter:5.7±0.2mm
Wire	CAT.6 SSTP 26AWG*4P
Plug	YUS-04 8P8C 50u"
Color	green/black/blue/red/white/grey/ yellow/purple/orange
PAPT NAME	SPECIFICATION DESCRIPTION

PA/R	PINOUT		
	P1(T568B)	WIRE	P2(T568B)
2	1	WHT/ORG	1
	2	ORG	2
3	3	WHT/GRN	3
	6	GRN	6
1	4	BLU	4
	5	WHT/BLU	5
4	7	WHT/BRN	7
	8	BRN	8