

Product Specification

Category 5e FTP Patch Cable, 26AWG×4P, PVC

STANDARD COMPLIANCES

All Proposed Category 5e requirements as per ANSI/TIA, ISO/IEC, and CENELEC EN Standards:
ANSI/TIA-568-C.2 CAT.5e

ISO/IEC 2nd Edition 11801 CLASS D

IEC 61156-6, 2nd Edition CENELEC EN 50288-2-2 for patch cable

Flame Retardancy is verified according to IEC 60332-1-2

We Implemented RoHS Compliance for the Requirement of European Union Issued Directive 2002/95/EC

CONSTRUCTION & CHARACTERISTICS

Conductor	Material / Size	Bare Copper / 26AWG
Insulation	Material	HDPE
	Thickness	Nominal: 0.21 mm
	Diameter	Nominal: 0.91 mm
	Colors	Blue/White-Blue Orange/White-Orange Green/White-Green Brown/White-Brown
	Unaged Elongation	Min. 300%
	Unaged Tensile Strength	Min. 1.683 Kgf/mm ²
Screen	Material	Aluminum-Mylar tape
Drain Wire	Material	Tinned copper
Jacket	Material	Flame Retardant PVC
	Thickness	Nominal: 0.52 mm
	Diameter	Nominal: 5.6 mm
	Color	Assorted upon request
	Unaged Elongation	Min. 100%
	Unaged Tensile Strength	Min. 1.407 Kgf/mm ²
	Aging at 100°C for 168Hrs	Min. elongation retention: 50% Min. tensile strength retention: 75%
Marking	YFC CAT.5E FTP PATCH 3P VERIFIED TO ANSI/TIA-568-C.2 & ISO/IEC 11801 ED.2 & EN 50288-2-2 & IEC 60332-1-2 26AWGX4P CM(UL) c(UL) E164469-XX or as customer request.	

APPROVALS

UL/cUL Listed

3P Certified ANSI/TIA-568-C.2 Category 5e testing performance requirements.



Product Specification

APPLICATIONS

1000BASE-T Gigabit Ethernet
 10BASE-T, 100BASE-TX Fast Ethernet (IEEE 802.3)
 550MHz Broadband Video
 100 VG – AnyLAN (IEEE802.12), 155/622 Mbps ATM
 Voice, T1, ISDN

ELECTRICAL PERFORMANCES

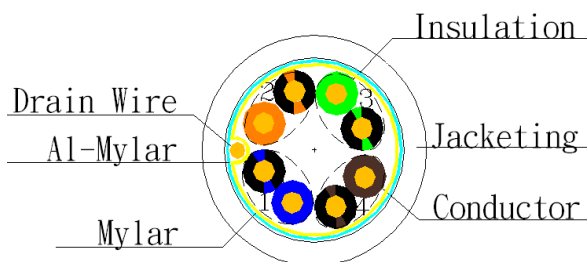
Dielectric Strength of Insulation		2500 V dc / 2 seconds		
Insulation Resistance Test		Min. 5000 MΩ·Km		
Conductor Resistance		Max. 9.38 Ω/100m at 20°C		
Resistance Unbalance		Max. 2%		
Capacitance Unbalance		Max. 160 pF/100m		
Mutual Capacitance		Max. 5600 pF/100m		
Impedance	772kHz	102Ω ± 15%		
	1~125MHz	100Ω ± 15%		
Attenuation & Near End Cross Talk	Frequency (MHz)	Max.Attenuation (dB/100 meters)	NEXT (dB), Min.	PSNEXT (dB), Min.
	1 MHz	-	65*	62*
	4 MHz	6.4*	56*	53*
	8 MHz	8.9*	51*	48*
	10 MHz	9.9*	50*	47*
	16 MHz	12.3*	47*	44*
	20 MHz	13.8*	45*	42*
	25 MHz	16.0*	44*	41*
	31.25 MHz	17.1*	42*	39*
	62.5 MHz	25.6*	38*	35*
	100 MHz	33.0*	35*	32*
	125 MHz	37.4*	34*	31*

The asterisked (*) value are for information only. The minimum Next coupling loss for any pair combination at room temperature is to be greater than the value determined using the formula:

$$NEXT(f \text{ MHz}) \geq NEXT(0.772) - 15 \text{ LOG}_{10}(f \text{ MHz} / 0.772) \text{ dB}$$

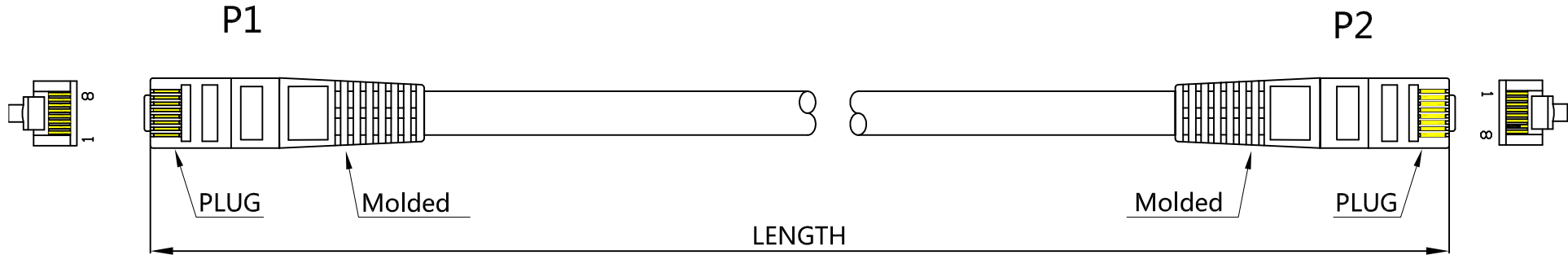
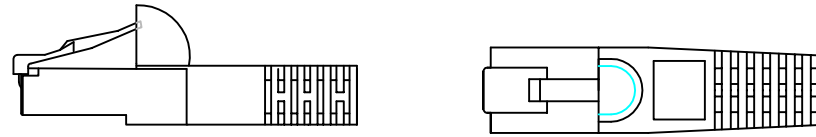
CONFIGURATION

orange 2	green 3
white/orange	white/green
blue 1	brown 4
white/blue	white/brown

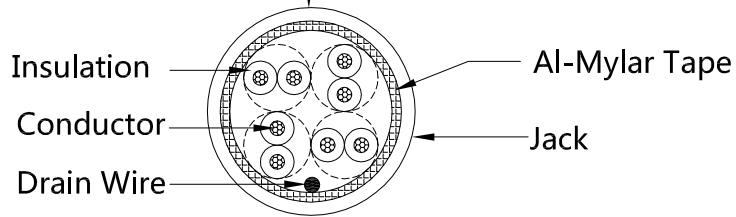


NOTE: ALL MATERIAL COMPLIANT ROHS STANDARD

REVISION INFORMATION			
Rev.	Rev. Date	Modified By	Brief Description
A/0	2014/9/3	Sally	NEW
A/0	2014/9/12	Sally	Change the tolerance
A/1	2014/9/25	Sally	Change the color(delete pink) Change MOLDING to Molded



Marking: YFC FTP CAT.5E 350MHZ PATCH ISO/IEC 11801 & EN 50288 3P CONFORMS FOR GIGABIT (LP518) ETHERNET ▲ 26AWGX4P TYPE CMX (UL) C(UL) CMH E164469-F3



orange 2 white/orange	green 3 white/green
blue 1 white/blue	brown 4 white/brown

Length (Ft)	Tolerance (+/- inch)	Tolerance (%)	Length (Ft)	Tolerance (+/- inch)	Tolerance (%)
0.5	0.6	10.00%	15	3.15	1.75%
1	1.2	10.00%	20	4	1.67%
1.5	1.2	6.67%	25	4	1.33%
2	1.2	5.00%	30	6	1.67%
3	1.2	3.33%	35	6	1.43%
4	1.2	2.50%	40	6	1.25%
5	1.2	2.00%	50	6	1.00%
6	1.2	1.67%	75	6	0.67%
7	2	2.38%	100	6	0.50%
8	2	2.08%	125	6	0.40%
9	2	1.85%	150	6	0.33%
10	2	1.67%	175	6	0.29%
12	2	1.39%	200	6	0.25%

Conductor	Bare Copper 26AWG
Insulation	Thickness:MIN at any point:0.15mm MAX AVG:0.25mm Diameter:0.85±0.06mm
Jacket/PVC	Thickness:MIN at any point:0.50mm MAX AVG:0.60mm Diameter:5.6±0.2mm
Wire	CAT.5E FTP Stranded 26AWG*4P
Plug	YUS-04 8P8C 50u"
Color	green/black/blue/red/white/grey/ yellow/purple/orange
PAPT NAME	SPECIFICATION DESCRIPTION

PA/R	PINOUT		
	P1(T568B)	WIRE	P2(T568B)
2	1	WHT/ORG	1
	2	ORG	2
3	3	WHT/GRN	3
	6	GRN	6
1	4	BLU	4
	5	WHT/BLU	5
4	7	WHT/BRN	7
	8	BRN	8