

Product Specification

Category 6A PIMF Patch Cable, 26AWGx4P, PVC

STANDARD COMPLIANCES

All Proposed Category 6A Requirements as Per ANSI/TIA, ISO/IEC, and CENELEC EN Standards.
ANSI/TIA-568-C.2 Cat.6A

ISO/IEC 2nd Edition 11801 Class EA

CENELEC EN 50173-1, CENELEC EN 50288-10-2

IEC 3rd Edition 61935-1, IEC 2nd Edition 61156-6 for patch cable

Flame Retardancy is verified according to IEC 60332-1-2

We Implemented RoHS Compliance for the Requirement of European Union Issued Directive 2002/95/EC

CONSTRUCTION & CHARACTERISTICS

Conductor	Material / Size	Bare Copper / 26AWG
Insulation	Material	Foam-Skin PE
	Thickness	Nominal: 0.27 mm
	Diameter	Nominal: 1.08 mm
	Colors	Blue/White Orange/White Green/White Brown/White
	Unaged Elongation	Min. 100%
	Unaged Tensile Strength	Min. 0.816 Kgf/mm ²
Screen	Material	Aluminum-Mylar tape and tinned copper braid
Jacket	Material	Flame Retardant PVC
	Thickness	Nominal: 0.5 mm
	Diameter	Nominal: 5.7 mm
	Color	Assorted upon request
	Unaged Elongation	Min. 100%
	Unaged Tensile Strength	Min. 1.407 Kgf/mm ²
Marking	Aging at 100°C for 168Hrs	Min. elongation retention: 50% Min. tensile strength retention: 75%
		YFC CAT.6A SSTP PATCH 3P VERIFIED TO ISO/IEC 11801 ED.2 & ANSI/TIA-568-C.2 & IEC 60332-1-2 26AWGX4P CM(UL) c(UL) E164469-XX
		or as customer request.

APPROVALS

UL/cUL Listed

3P Certified for Category 6A PIMF Patch Cable



APPLICATIONS

10GBASE-T ETHERNET (IEEE P802.3an) Proposed
1000BASE-TX Fast Ethernet

100 Mbps TP-PMD
1000BASE-T Gigabit Ethernet

Product Specification

100BASE-TX Fast Ethernet.
155/622 Mbps ATM
100VG-AnyLAN
1.2Gb/s ATM

10BASE-T Ethernet.
4/16 Mbps Token Ring

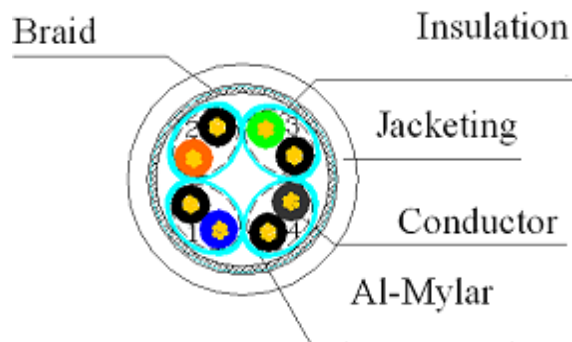
ELECTRICAL PERFORMANCES

Dielectric Strength of Insulation		1000 V dc / 2 seconds		
Insulation Resistance Test		Min. 5000 MΩ·Km		
Conductor Resistance		Max. 9.38 Ω/100m at 20°C		
Resistance Unbalance		Max. 2%		
Capacitance Unbalance		Max. 160 pF/100m		
Mutual Capacitance		Max. 5600 pF/100m		
Impedance	64kHz	125Ω ± 20%		
	1~500MHz	100Ω ± 15%		
Attenuation & Near End Cross Talk	Frequency (MHz)	Max.Attenuation (dB/100 meters)	NEXT (dB), Min	PSNEXT (dB), Min
	1 MHz	2.5*	74.3*	72.3*
	10 MHz	7.1*	59.3*	57.3*
	100 MHz	23*	44.3*	42.3*
	200 MHz	33.1*	39.8*	37.8*
	250 MHz	37.3*	38.3*	36.3*
	300 MHz	41.1*	37.1*	35.1*
	400 MHz	48.1*	35.3*	33.3*
	500 MHz	54.3*	33.8*	31.8*

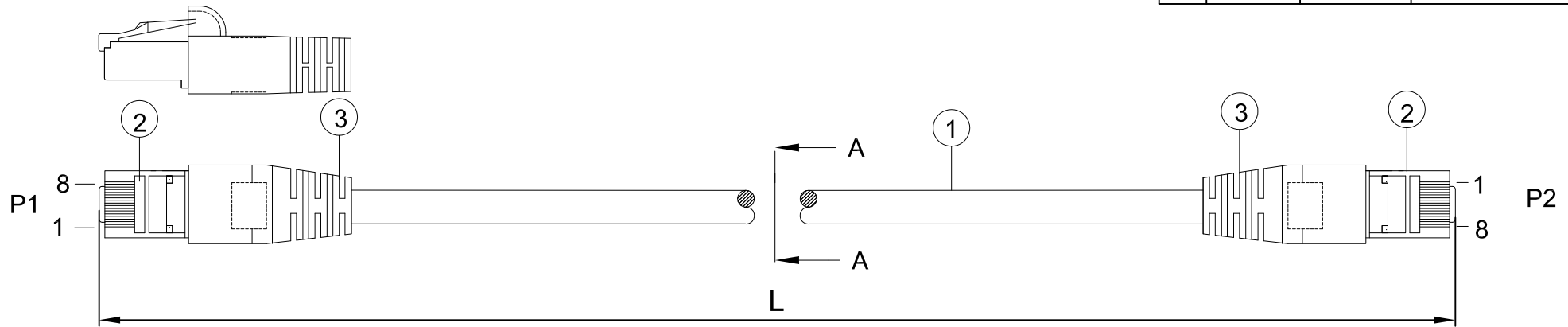
The asterisked (*) value are for information only. The minimum Next coupling loss for any pair combination at room temperature is to be greater than the value determined using the formula:
 $NEXT(f\text{ MHz}) \geq NEXT(0.772) - 15\text{LOG}_{10}(f\text{ MHz}/0.772)\text{dB}$

CONFIGURATION

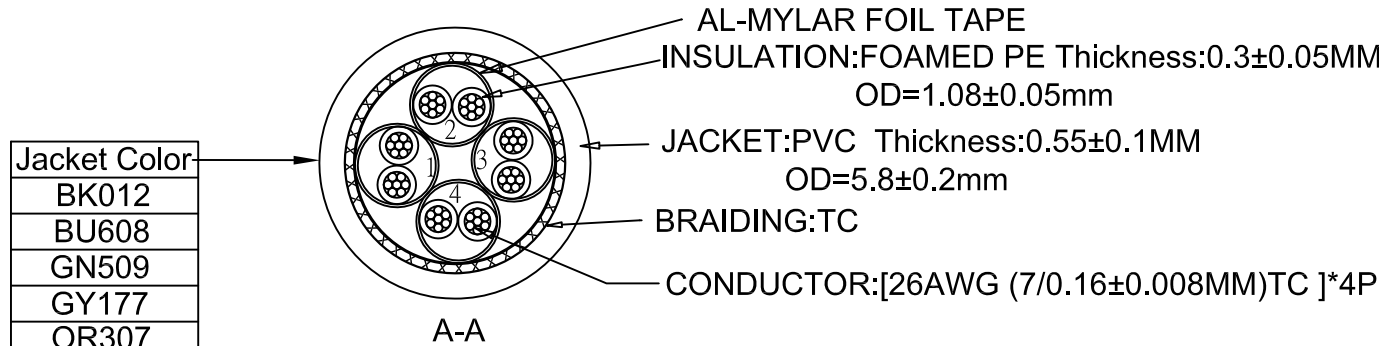
orange white	2	green white	3
blue white	1	brown white	4



Rev.	Rev. Date	Modified By	Brief Description
A/0	2015.06.01	LM	NEW



INK MARKING:YFC CAT.6A SSTP 10 GIGABIT ETHERNET PATCH CABLE ISO/IEC 11801 & EN 50288 & ANSI/TIA-568-C.2 & IEC 332.1 ▲
26AWGX4P TYPE CMX(UL) C(UL) CMH E164469-XX



Jacket Color
BK012
BU608
GN509
GY177
OR307
RD220
PU720
RD210
WH928
YE406

orange 1	green 2
white/orange	white/green
blue 3	brown 4
white/blue	white/brown

L(ft)	T(inch)	T(%)	L(ft)	T(inch)	T(%)
1	±1.2	10%	20	±4	1.67%
2	±1.2	5%	25	±4	1.33%
3	±1.2	3.33%	35	±6	1.43%
4	±1.2	2.5%	40	±6	1.25%
5	±1.2	2%	50	±6	1.0%
6	±1.2	1.67%	60	±6	1.0%
7	±2	2.38%	75	±6	0.67%
10	±2	1.67%	85	±6	0.59%
15	±3.15	1.75%	100	±6	0.5%
			110	±6	0.45%

PINOUT		
P1	WIRE	P2
1	WHITE/ORANGE	1
2	ORANGE	2
3	WHITE/GREEN	3
6	GREEN	6
5	WHITE/BLUE	5
4	BLUE	4
7	WHITE/BROWN	7
8	BROWN	8

2	PVC YS-02	MOLD	3
2	8P8C 50U RJ45	PLUG	2
1	CAT.6A SSTP PVC 26AWG*4P TC	CABLE	1
QTY	SPECIFICATION	ITEM	NO.